

USER GUIDE OF GPS PLAYER

USER MANUAL

The GPS player is intergrated into the fireware, when the DVR is connected to computer, the player will auto be copied to SD card, and in the folder of Hdplayer. (note: please power on the DVR first then plug into USB cable to PC).

The player is made based on the quicktimer player So, when the computer don' t instatll the quicktime player before, the DVR GPS player will tell the user to install the quicktime player first.

Only the computer is connected into internet, the player can show the map in real time. Otherwise, the player will display “ ERROR, the computer don' t have internet” .

The DVR GPS player will show like below if the video is recorded when GPS signal is obtained.





For the video that don' t have gps signal in it, speed and map will not be showed on the GPS player.




In the menu panel:

- “ / ” play “ ” pause
- “ ” 1/2 speed
- “ ” 1x speed
- “ ” 2x speed
- “ ” 4x speed
- “ ” add video file into the play list;
- “ ” delete the video file from the play list;
- “ ” refresh the play list;
- “ ” copy the file to a positon the user want;
- “ ” delete the file permently.

In the “File” list:

There are “open” , “refresh the file list” , “clear file list” “exit” in the file list
“open” has same function as “  ” ;
“refresh the file list” has same function as “  ” ;
“clear file list” is used to clear all the files from list, and don’ t delete the files;
“exit” , the player will closed after press the button.

In the “Playback” list:

There are “play/pause” , “stop” , “full screen” , “capture picture” in the list
“play/pause” is same with “  /  ”
“stop” is same with “  ” ;
“full screen” is used to let the video window display as full screen.
“capture picture” is used to let the user capture a picture from the video.

“x” , “y” , “z” is used to show the gsensor data.

Speed unit have “kph” and “mph” two options, kph is kilometers per hour and mph is miles per hour.

! Our player only support videos that recorded by our DVR to show the map.

! The video recorded by our DVR can be copied to computers, and don’ t have GPS log file.